

ANSI DIMENSIONAL • NEODYMIUM MAG DRIVES • PLASTIC & STAINLESS STEEL CENTRIFUGALS • DRUM/BARREL PUMPS

Solid Solutions for Industrial Fluid Handling



FINISH THOMPSON INC.

An ISO 9001 Company

www.finishthompson.com



TABLE OF CONTENTS

Magnetic Drive Pumps	
DB Series - Sealless.....	3
SP Series - Self-Prime, Sealless	4
VKC Series - Sealless, Vertical.....	5
MSKC Series - Multi-Stage Sealless, Horizontal	5
MSVVC Series - Multi-Stage Sealless, Vertical.....	5
Sealless ANSI Dimensional Pumps	
UltraChem® (UC Series) - Sealless, ETFE lined	6
Sealed Plastic Pumps	
GP Series - Sealed, Horizontal	7
Sealed Metallic Pumps	
AC Series - Sealed, Horizontal	8
AV Series - Sealed, Vertical.....	9
Drum/Barrel Pumps	
EF Series, PF Series, TB Series, TBP Series	10
TT Series, BT Series, HVDP Series, TM Series	11
Drum/Barrel Pump Motors chart.....	12

Finish Thompson Inc. is a designer and manufacturer of industrial pumps, solvent and engine coolant recyclers and coolant changers. FTI products are manufactured on site in Erie, Pennsylvania, U.S.A. and marketed worldwide through an international network of stocking distributors.

From its beginning in 1951 as a designer and builder of custom decorating equipment, to its current position as a leading supplier of fluid transfer pumps and recycling systems for the fluid handling and environmental markets, Finish Thompson has proven to be highly intuitive in projecting and reacting to changing market demands.



Pump Selector Applications

Finish Thompson has online selectors for both drum and centrifugal pumps. Visit www.finishthompson.com and click on the appropriate selector button.

The **centrifugal pump selector** utilizes hydraulic and other application criteria to quickly search our vast selection of centrifugal pumps to find the ones that are most appropriate.

The **drum pump selector** allows the user to select from a list of common chemicals and it makes pump tube/motor recommendations that are appropriate for that chemical.

Custom Pump Group

Finish Thompson's Custom Pump Group quotes and builds pumps with modifications to existing designs. These modifications allow customers to exactly match their requirements whether for demanding, specialized OEM applications or a single pump for an end user application. If our standard pump offering does not fill your specific requirements, our Custom Pump Group may have a solution for your pumping application. Please contact FTI with your special modification requirements.

Magnetic Drive Pumps

DB Series Sealless Horizontal



Models DB3, 4, 5, & 5.5 Series


Models DB6,
6H, 7, 8, 9
& 10 Series

Models DB11
& DB15 Series


Model DB22

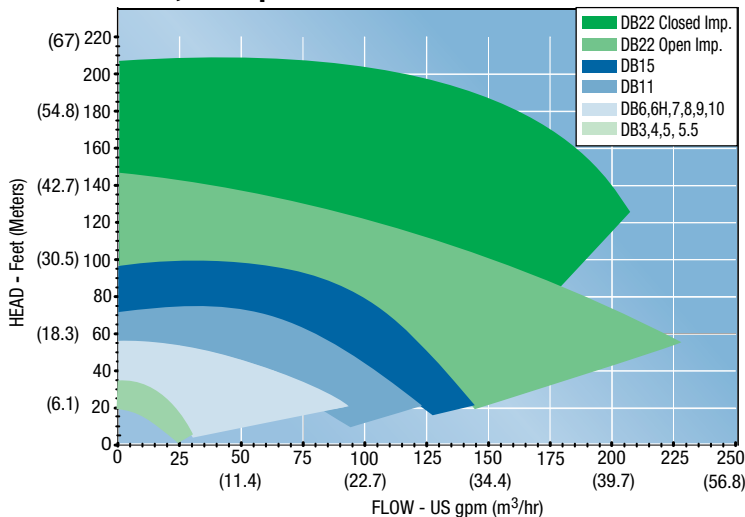
	DB3	DB4	DB5	DB5.5	DB6	DB6H	DB7	DB8	DB9	DB10	DB11	DB15	DB22**
HP*	1/8	1/4	1/4	1/2	1/4 - 1/3	1/4 - 1/2	1/4 - 1/2	1/4 - 1/2	1/2 - 3/4	1/3 - 1	3/4 - 3	1 1/2 - 5	3 - 13 [†]
kW*	.09	.19	.19	.37	.18 - .25	.18 - .37	.18 - .37	.25 - .55	N/A	.25 - .75	.75 - 1.5	1.1 - 4	3.5 - 6.1
Imp. Dia. (in.)	2.3	2.7	3.0	3.0	2.5, 2.75, 3	3.12, 3.38, 3.63, 3.88	2.75, 3, 3.18	2.88, 3.12, 3.38, 3.65	4.18	3, 3.25, 3.5, 3.75	3.63, 3.88, 4.13, 4.38, 4.63	4.25, 4.5, 4.75, 5, 5.13	4.5, 5, 5.5, 6, 6.5, 7, 7.25
Imp. Dia. (cm)	5.8	6.9	7.6	7.6	7, 7.6, 8.3, 8.9	8.9, 9.5, 10.2, 10.6	7.9, 8.6, 9.2	8.9, 9.5, 10.2, 10.6	N/A	8.3, 8.9, 9.5, 10.2, 10.6	@ 50Hz 10.8, 11.4, 12.1, 12.7, 13.3	@ 50Hz 12.7, 13.3, 14, 14.6	12.7, 13.9, 15.2, 16.5, 17.7, 18.1, 18.4
Inlet x Outlet (in.)	1 x 1/2	1 x 1/2	1 x 1/2	1 x 3/4	1 x 1	1 x 1	1 1/2 x 1 1/2	1 1/2 x 1	1 x 1	1 1/2 x 1 1/2	2 x 1 1/2	2 x 1 1/2	2 x 2
Max. SG	1.2	1.2	1.2	1.8	1.8	1.8	1.8	1.8	1.8	1.8	1.8	1.8	1.8

*HP calculated at 3500 rpm. kW calculated at 2900 rpm. HP(kW) calculations are at 1.0 SG.

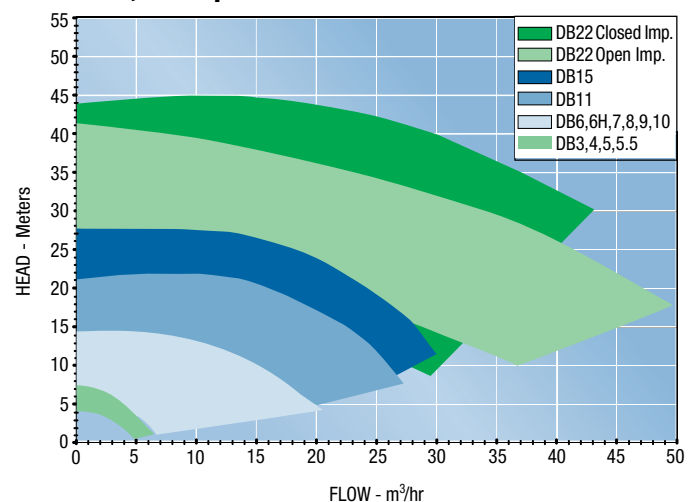
**Open or closed impellers available. Impeller trims available every 1/8" between the smallest and largest diameters.

[†]Consult factory for applications over 10 Hp.

60 Hz, 3450 rpm



50 Hz, 2900 rpm



Features

- Magnetically coupled...no seals to replace
- 5-year warranty
- Excellent for highly aggressive liquids, chemicals, acids, caustics and corrosives
- Extended run dry capability with carbon bushing
- Up to 1.8 SG
- Working pressure to 90 psi (6.2 bar)
- Viscosity up to 150 cP
- Easy set, measurement free drive
- Back pull-out design for easy service
- ATEX certified models available

Construction

- Corrosion resistant polypropylene (180°F/82°C) or PVDF (220°F/104°C).
- Rare earth neodymium magnets
- FKM or EPDM o-rings standard; other options available
- Carbon, ceramic, PTFE, silicon carbide (SiC not available on DB3, 4, 5) bushings.
- TEFC, Chem Duty, EXP and 575V NEMA or IEC motors.
- ISO 1940 G2.5 balancing (not on DB3, 4, 5)
- NPT or BSP threaded, union, or flanged connections
- NPT or BSP only on DB3, 4, 5

Applications

- Chemical processing, bulk unload, transfer
- Plating recirculation/filtration, PCB etching/rinse
- Water/waste water treatment, wet scrubber
- Laboratory, pharmaceutical, photo processing

Typical Chemicals:

- Sodium hydroxide, sodium hypochlorite
- Sulfuric acid, hydrochloric acid, nitric acid
- Corrosive blends, solvents, waste water



Magnetic Drive Pumps

SP Series Sealless, Self-Prime

SP Series



Model SP10



Models SP11/SP15

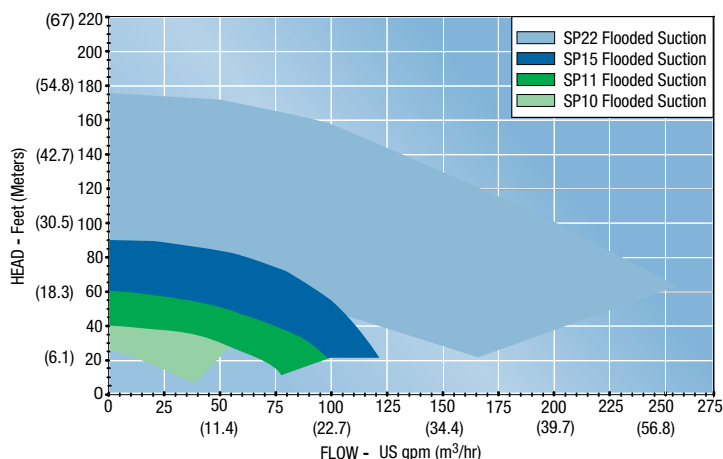


Model SP22

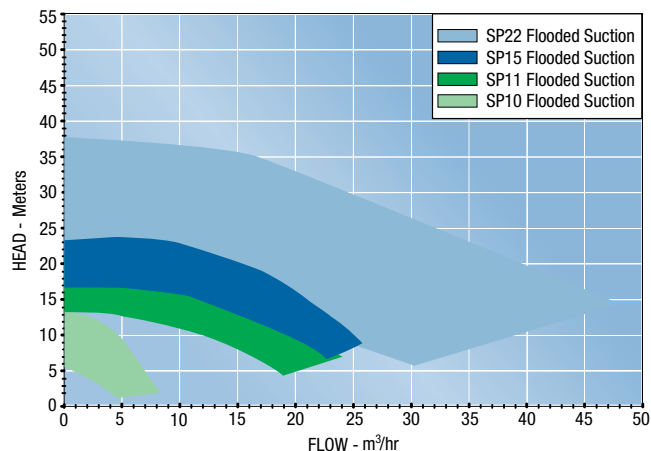
	SP10	SP11	SP15	SP22*
HP	.32 - 2	.75 - 3	1.5 - 5	3 - 13
kW	.15 - .63	.75 - 3	1.1 - 4	1.5 - 9.7
Imp. Dia. (in.)	3.00, 3.25, 3.50, 3.75, 4.00, 4.18	3.63, 3.88, 4.13, 4.38, 4.63	4.25, 4.5, 4.75, 5, 5.13	5.00, 5.50, 6.00, 6.50, 7.00
Imp. Dia. (cm)	7.6, 8.3, 8.9, 9.5, 10.2, 10.6	@ 50Hz - 10.8, 11.4, 12.1, 12.7, 13.3	@ 50Hz - 12.7, 13.3, 14, 14.6	@ 50 Hz - 12.7, 14, 15.2, 16.5, 17.8
Inlet x Outlet (in.)	1 X 1	1 1/2 x 1 1/2	1 1/2 x 1 1/2	2 x 2
Max. SG	1.8	1.8	1.8	1.8

*Impeller trims available every 1/8" between smallest and largest diameter.

60 Hz, 3450 rpm



50 Hz, 2900 rpm



Features

- Magnetic drive
- Five-year warranty
- Excellent for pumping from above or below ground storage
- Provides up to 25 feet (7.6 m) of lift
- SP11/15 prime 18 feet (5.5 m) in 90 seconds**
- Retains fluid for re-priming when shut off without a check valve
- Up to 90 psi working pressure (6.2 bar)
- Runs without damage in absence of continuous flow
- Handles over 1.8 SG
- Back pull-out design for easy service

**with maximum diameter impeller

Construction

- Corrosion resistant polypropylene (180°F/82°C) or PVDF (220°F/104°C)
- Rare earth neodymium magnets
- Molded-in "gooseneck" suction passage eliminates need for internal check valves
- Easy set outer drive ensures optimum magnet alignment and easy motor installation
- FKM or EPDM o-rings standard. Other options available
- Carbon, ceramic, PTFE or silicon carbide bushings
- Mounts to NEMA or IEC motor frames
- NPT or BSP threads, flange or union connections
- Special design inner volute enables fast priming

Applications

- Bulk unload or transfer from rail cars, tanker trucks, sumps, pits, day storage or underground storage tanks to process or storage locations
- Over-the-wall applications
- Piping systems that have trapped or entrained air
- When run-dry protection is needed

Typical Chemicals

- Sodium hydroxide, sodium hypochlorite
- Sulfuric acid, hydrochloric acid, nitric acid
- Corrosive blends, waste water

Caution: The SP Series is not recommended for pumping flammables.

Magnetic Drive Pumps

VKC, MSKC, MSVVC Series

Sealless Vertical, Multi-Stage Horizontal & Vertical

VVC/MSVVC Series



Model MSVVC Series



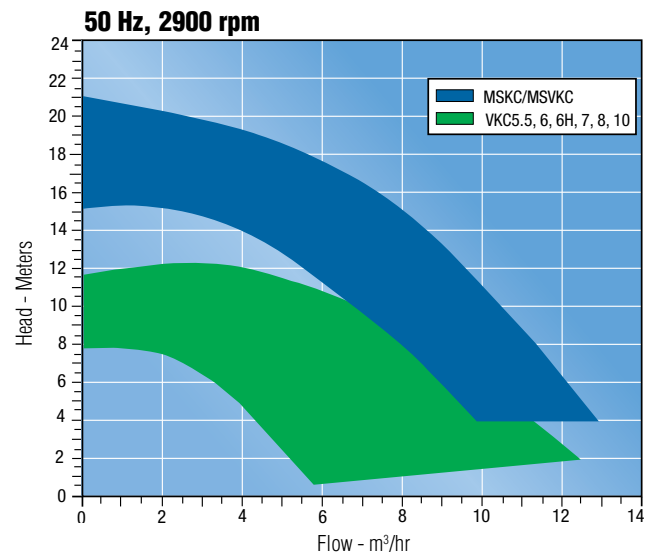
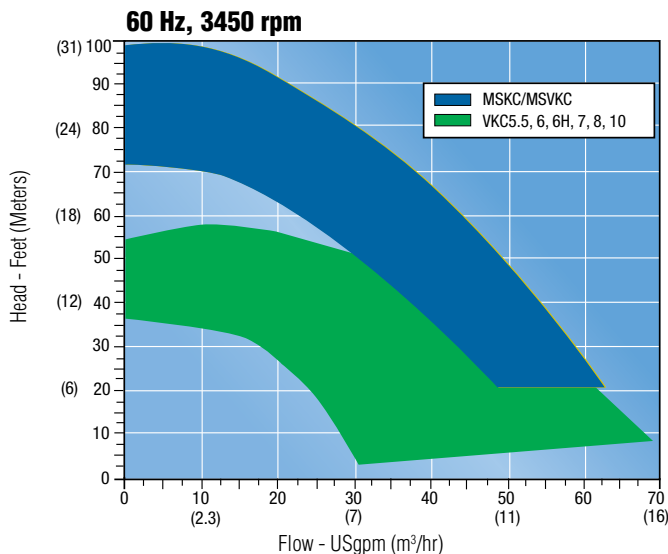
Model MSKC Series



Model VKC Series

	VKC5.5	VKC6	VKC6H	VKC7	VKC8	VKC10	MSKC1 MSVVC1	MSKC2 MSVVC2	MSKC3 MSVVC3	MSKC4 MSVVC4	MSKC5 MSVVC5
HP*	.33	.5	.75	.5	.75	1	3	2	2	1.5	1.5
kW*	.25	.25	.37	.25	.37	.55	1.1	1.1	.75	.75	.55
Imp. Dia. (in.)	3	3.19	3.88	3.19	3.5	3.88	3.88 + 3.88	3.5 + 3.88	3.5 + 3.5	3.19 + 3.5	3 + 3.5
Imp. Dia. (cm)	7.6	8.1	9.9	8.1	8.9	9.9	9.9 + 9.9	8.9 + 9.9	8.9 + 8.9	8.1 + 8.9	7.6 + 8.9
Inlet x Outlet (in.)	1 x 3/4	1 x 3/4	1 x 3/4	1 1/2 x 1	1 1/2 x 1	1 1/2 x 1	1 1/2 x 1	1 1/2 x 1	1 1/2 x 1	1 1/2 x 1	1 1/2 x 1
Max. SG	1.4 [†]	1.4 [†]	1.4 [†]	1.4 [†]	1.4 [†]	1.4 [†]	1.5 [†]	1.5 [†]	1.5 [†]	1.8	1.8

*HP calculated at 3500 rpm. kW calculated at 2900 rpm. [†]1.8 SG achievable with magnet upgrade.



Features

- Magnetically coupled to motor; no mechanical seals to leak or replace
- Rare earth neodymium magnets
- MSKC Series generates increased head at low flow
- Low power consumption - Multi-Stage
- Multi-stage wide hydraulic envelope allows mix and match impeller sizes
- Interchangeable components
- VKC sealed column eliminates micro bubbles; no wetted shaft bearings
- Back pull-out design for easy service on horizontals

Construction

- Corrosion resistant polypropylene (180°F/82°C) or PVDF (220°F/104°C) horizontal; **vertical models** maximum temperature - 140°F/60°C
- Multi-stage design with small foot print
- MSKC Series - unique interconnecting drive shaft transmits torque to first stage impeller
- MSKC - independent thrust bearings at each stage for maximum reliability
- FKM or EPDM o-rings standard; carbon, ceramic or PTFE bushings
- Standard NEMA 56C or IEC motors
- VKC - modular build in 6" increments from 12" (30 cm) to 60" (152 cm)

Applications

- High pressure/low flow applications for chemical processing, spraying, bulk unload, tank transfer
- Plating recirculation/filtration, PCB etching/rinse
- Water/waste water treatment, wet scrubber
- Laboratory, pharmaceutical, photo processing

Typical Chemicals

- Sodium hydroxide, sodium hypochlorite
- Sulfuric acid, hydrochloric acid, nitric acid
- Corrosive blends, solvents, waste water



Sealless ANSI Dimensional Pumps

UltraChem® (UC) Series Sealless, ETFE Lined, Horizontal



Model UC1516



Model UC1518



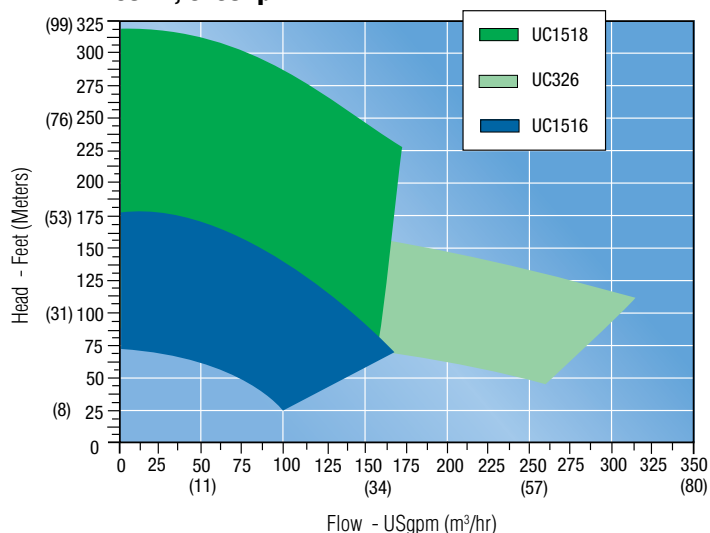
Model UC326



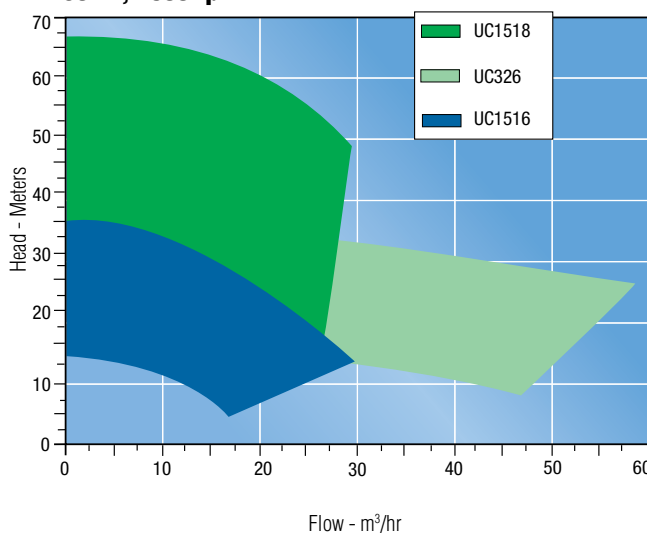
	UC1516	UC1518	UC326
HP*	3 - 10	10 - 20	7-1/2 - 20
kW*	1.1 - 7.5	4.0 - 15.0	3.0 - 15.0
Imp. Dia. (in.)**	4, 4.5, 5, 5.5, 6, 6.375	6, 6.5, 7, 7.5, 8, 125	4.5, 5, 5.5, 6, 6.375
Imp. Dia. (cm)**	10.2, 11.4, 12.7, 14, 15.2, 16.2	15.2, 15.5, 17.8, 19, 20.6	11.4, 12.7, 14, 15.2, 16.2
Inlet x Outlet (in.)	1-1/2 x 1	1-1/2 x 1	3 x 2
Max. SG	1.8	1.8	1.8

*HP calculated at 3500 rpm. kW calculated at 2900 rpm. **Impeller trims available every 1/8" (.32 cm) between the smallest and largest diameters.

60 Hz, 3450 rpm



50 Hz, 2900 rpm



Features

- Magnetically coupled to motor; no mechanical seals to leak or replace
- Run dry ability with carbon bushing
- Superior corrosion resistance in most extreme chemical processes
- ANSI or ISO flange mounting
- Close coupled
- 1.8 SG with no impeller trim
- Engineered for long life and low maintenance
- ATEX certified models available

Construction

- Ductile iron casing lined with DuPont™ Tefzel®
- Casing meets ANSI/B73.1M nozzle loads
- High strength rare earth neodymium magnets
- Enclosed impeller is injection molded from carbon fiber reinforced ETFE for superior corrosion resistance
- Internal drive hub has ETFE encapsulated magnets for added protection
- Sintered silicon carbide or carbon bushings
- FKM, EPDM, Kalrez® Simriz® or Atlas® o-rings
- TEFC, Chem duty, EXP NEMA or IEC motors

Applications

- Manufacturing, spraying, transfer of extremely corrosive chemicals
- Recirculation/filtration, water or waste water treatment, acid recirculation
- Fume scrubbers, cleaning processes

Typical Chemicals:

- Sodium hydroxide, sodium hypochlorite
- Sulfuric acid, hydrochloric acid, nitric acid
- Corrosive blends, solvents, waste water

*Kalrez® is a registered trademark of DuPont Performance Elastomers; Simriz® is a trademark of the Simrit® Division of Freudenberg-NOK; Atlas® is a trademark of the Asahi Glass Co., Ltd.

Sealed Plastic Pumps

GP Series Sealed, Horizontal

GP Series



Model GP11 Series



Model GP22 Series

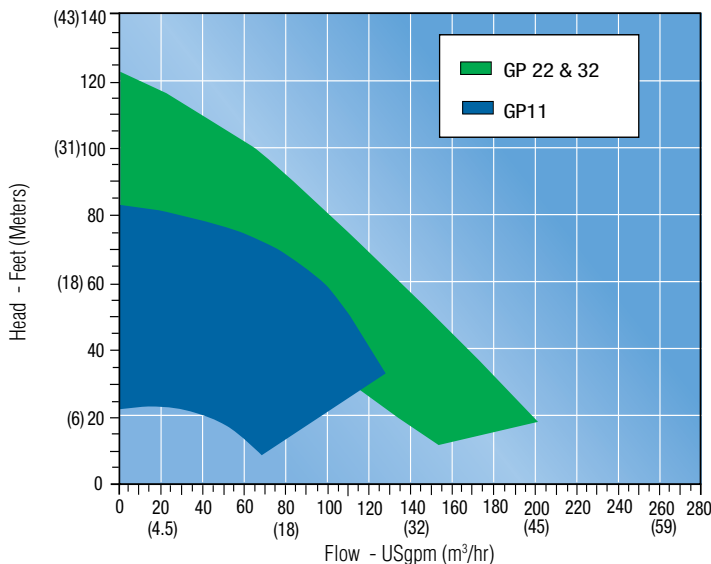


Model GP32 Series

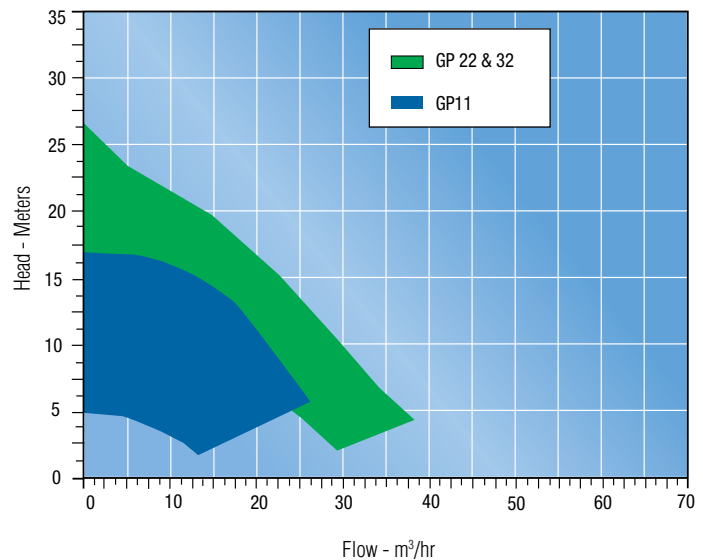
	GP11	GP22	GP32
HP*	.75 to 3	3 to 7-1/2	3 to 7-1/2
kW*	.37 to 1.5	1.5 to 5.5	1.5 to 5.5
Imp. Dia. (in.)	2.5, 3.5, 4.5	4.5, 5, 5.5, 6	4.5, 5, 5.5, 6
Imp. Dia. (cm)	6.4, 8.9, 11.5	11.5, 12.7, 14, 15.2	11.5, 12.7, 14, 15.2
Inlet x Outlet (in.)	1 1/2 x 1 1/2	2 x 2	3 x 2
Max. SG	1.8	1.8	1.8

*HP calculated at 3500 rpm. kW calculated at 2900 rpm.

60 Hz, 3450 rpm



50 Hz, 2900 rpm



Features

- Bellows, multi-spring or double type seals
- Close coupled or bearing frame (pedestal) mounted
- Excellent chemical resistance
- 1.8 SG with no impeller trim
- Interchangeable components
- Back pull-out design for easy service
- Economical option for chemical transfer

Construction

- Corrosion resistant polypropylene (180°F/82°C) or PVDF (220°F/104°C)
- FKM or EPDM o-rings standard
- TEFC, Chem duty, EXP NEMA or IEC motors
- NPT, BSP, or flanged connections
- GP11 - closed impeller, GP22 & 32 - open impeller

Applications

- Chemical processing, spraying, transfer
- Plating recirculation/filtration, PCB etching/rinse
- Mild corrosive or low budget applications where periodic seal replacement is not an issue

Typical Chemicals

- Sodium hydroxide, sodium hypochlorite
- Sulfuric acid, hydrochloric acid, nitric acid
- Mild corrosives, solvents, waste water



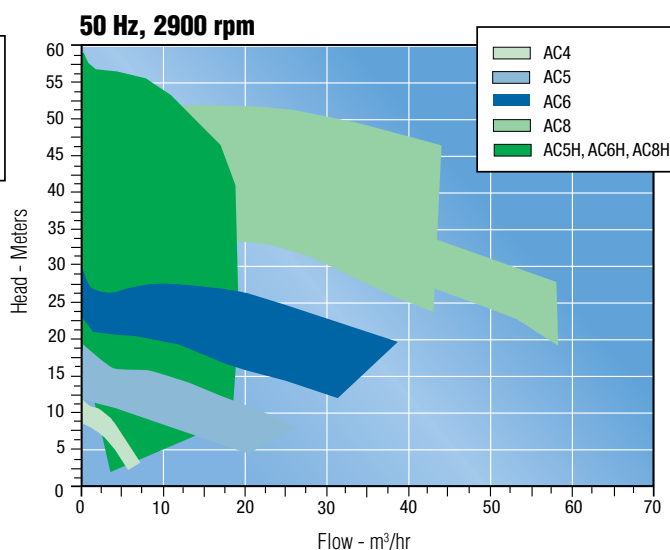
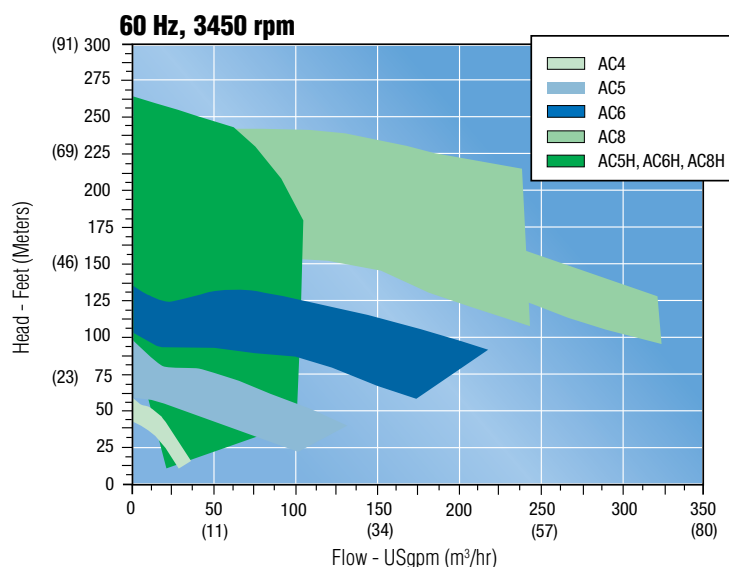
Sealed Metallic Pumps

AC Series Sealed, Horizontal



	AC4	AC5	AC6	AC8	AC5H	AC6H	AC8H
HP*	1/2 - 1	3/4 - 3	3 - 7-1/2	10 - 20	3/4	3	7-1/2 - 10.0
kW *	.25 - .37	1 - 3	1.1 - 3.0	5.5 - 11.0	.37	1.5	3.0 - 4.0
Imp. Dia. (in.)	3, 3.25, 3.5	4, 4.25, 4.5, 4.75	5.25, 5.75, 6	6.5, 7, 7.5, 8	4.75	6.25	7, 8
Imp. Dia. (cm)	7.6, 8.2, 8.9	10.2, 10.8, 11.4, 12	13.3, 14.6, 15.2	16.5, 17.8, 19, 20.3	12	15.9	17.8, 20.3
Inlet x Outlet (in.)	3/4 x 1/2	1-1/4 x 3/4 1-1/2 x 1-1/4 2 x 1-1/2	1-1/2 x 1-1/4 2 x 1-1/2	2 x 1-1/2 2-1/2 x 2	1/2 x 1/4	1-1/4 x 3/4	1-1/4 x 3/4
Max. SG	1.8	1.8	1.8	1.8	1.8	1.8	1.8

*HP calculated at 3500 rpm. kW calculated at 2900 rpm.



Features

- Bellows Type 21 seals in a variety of seal arrangements
- Close coupled or bearing frame (pedestal) mounted
- Excellent chemical resistance
- 1.8 SG with no impeller trim
- Interchangeable components
- Back pull-out design for easy service
- Maximum working pressure - 100 psi (6.9 Bar); AC8/8H - 120 psi (8.3 Bar)
- FDA compliant option available (AC4 & AC5 models)

Construction

- Corrosion resistant 316SS (300°F /149°C)
- Cast iron motor mount
- Standard, recessed or high head impellers
- FKM, EPDM, or PTFE o-rings standard; other options available
- TEFC, Chem duty, EXP NEMA or IEC motors
- NPT or BSP threads

Applications

- Chemical processing, spraying, transfer
- Plating recirculation/filtration, cooling towers, printed circuit boards
- Cleaning, photo processing, pharmaceutical

Typical Chemicals:

- Sodium hydroxide, ethylene/propylene glycols
- Fuel oils, alcohols, caustic cleaners/detergents
- Solvents, waste water, DI water

Sealed Metallic Pumps

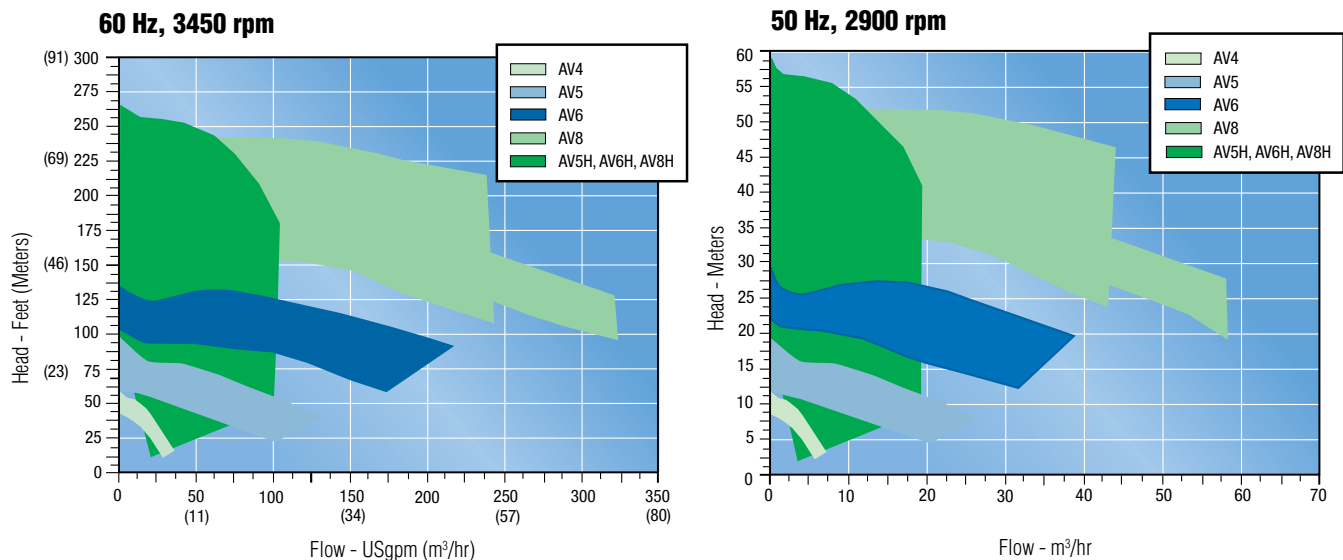
AV Series Sealed, Vertical

AV Series



	AV4/AK4	AV5/AK5	AV6	AV8	AV5H	AV6H	AV8H
HP*	1/2 - 1.0	1.0 - 3.0	3 - 7-1/2	7-1/2 - 20	3/4	3	7-1/2 - 10.0
kW*	.25 - .37	0.37 - 1.5	1.1 - 3.0	5.5 - 11.0	.37	1.5	3.0 - 4.0
Imp. Dia. (in.)	3, 3.25, 3.5	4, 4.25, 4.5, 4.75	5.25, 5.75, 6	6.5, 7, 7.5, 8	4.75	6.25	7, 8
Imp. Dia. (cm)	7.6, 8.3, 8.9	10.2, 10.8, 11.4, 12	13.3, 14.6, 15.2	16.5, 17.8, 19, 20.3	12	15.9	17.8, 20.3
Inlet x Outlet (in.)	3/4 x 1/2	1-1/2 x 1-1/4	2 x 1-1/2	2 x 1-1/2	1/2 x 1/4	1-1/4 x 3/4	1-1/4 x 3/4
Max. SG	1.8	1.8	1.8	1.8	1.8	1.8	1.8

*HP calculated at 3500 rpm. kW calculated at 2900 rpm.



Features

- Durable metal construction
- Excellent chemical resistance
- 1.8 SG with no impeller trim
- Interchangeable components
- Standard vertical, cantilevered or direct drive versions
- Maximum working pressure - 100 psi (6.9 Bar); AV8/8H - 120 psi (8.3 Bar).

Construction

- Corrosion resistant 316SS (300°F/149°C)
- Standard, recessed or high head impellers
- FKM, EPDM, or PTFE o-rings standard; Other options available
- Carbon, FKM or EPDM lower bushings
- Stainless steel mounting plate & discharge pipe
- 12" (31 cm), 24" (61 cm), 36" (91 cm) and 48" (122 cm) lengths
- TEFC, Chem duty, EXP NEMA or IEC motors
- NPT or BSP threads

Applications

- Chemical processing, spraying, transfer
- Plating recirculation/filtration, cooling towers, printed circuit boards
- Cleaning, photo processing, pharmaceutical

Typical Chemicals:

- Sodium hydroxide, ethylene/propylene glycols
- Fuel oils, alcohols, caustic cleaners/detergents
- Solvents, waste water, DI water



Drum/Barrel Pumps[†]

Container-to-Container, Liquid Transfer

Drum/Barrel Pumps

ATEX100



Models	EF Series*	PF Series*	TB Series	TBP Series
Description	Best value, light weight, medium duty pump suitable for low volumes of chemicals, corrosives and acids. Rated continuous duty.	High performance pump suitable for acids, corrosives, chemicals and flammables. Rated continuous duty. ATEX models available.	Lightweight pump suitable for low viscosity mild corrosives, solvents and chemicals. Fits smaller bung openings. Rated continuous duty.	Light to medium viscosity drum pump constructed of pure materials. Suitable for use with bleach, nitric acids, hydrochloric acids, sulfuric acids, etc.
Tube Type	Sealless	Sealless	Sealed	Sealed
Tube Construction	Polypropylene, Pure Polypropylene/Pure PVDF, 316SS	Polypropylene, PVDF, 316SS, FDA Compliant (PFS only)	316SS	Pure Polypropylene/Pure PVDF
Temperature	Polypropylene - 150°F (66°C) PVDF - 160°F (71°C) 316SS - 212°F (100°C)	Polypropylene - 160°F (71°C) PVDF - 120°F (49°C) 316SS - 220°F (105°C)	150°F (66°C)	150°F (66°C)
Flow Rate* - Electric	17 gpm (64.4 lpm)	40 gpm (151 lpm)	20 gpm (75.7 lpm)	20 gpm (75.7 lpm)
- Air	15 gpm (56.8 lpm)	22 gpm (83 lpm)	15 gpm (56.8 lpm)	12.5 gpm (47.3 lpm)
Head* - Electric	20 ft. (6.1 m)	80 feet (24 m)	28 feet (8.53 m)	39.5 feet (12 m)
- Air	17 ft. (5.2 m)	38 feet (11.6 m)	16 feet (4.9 m)	19 feet (5.8 m)
Viscosity (cP)*	300	2000 (electric), 330 (air)	200	200
Tube Lengths	16" (41 cm), 27" (69 cm), 40" (102 cm), 48" (122 cm)	27" (69 cm), 40" (102 cm), 48" (122 cm), 60" (152 cm), 72" (183 cm)	40" (120 cm)	27" (69 cm), 40" (102 cm), 48" (122 cm)
Tube Diameter	1.25" (3.2 cm)	2" (5.1 cm)	1.5" (3.8 cm)	1.66" (4.2 cm)
Motors	S1, S2, S3, S4	M3V, M3T, M3X, M5V, M5V-US, M5T, M5X, M10X, M13, M58P, M59P, M59PCE, M6, M6X	M3V, M3T, M5V, M5V-US, M5T, M10X, M6, M6X, M13	M3V, M3T, M5V, M5V-US, M5T, M10X, M13, M6

*These are maximum values. Performance of respective pumps is based on pumping water at room temperature.

See Drum Pump Motors on page 12.

*Pat. US D658,273 S; Pat. US D657,849 S;
Pat. ZL 201130042121.X;
Pat. ZL 201130042107.X; OHIM
Pat. 001839002-0002; OHIM Pat.001839002-0001

*Pat. US D658, 274S;
Pat. ZL 201130042124.3; OHIM
Pat. 001839002-0003

Drum/Barrel Pumps

Container-to-Container, Liquid Transfer


Drum/Barrel Pumps



Models	TT Series	BT Series	HVDP Series	TM Series
Description	Medium viscosity drum pump suitable for corrosives, flammables, high purity and sanitary applications. Rated continuous duty.	High viscosity/high head drum pump suitable for corrosives and flammables.	Progressive cavity, high viscosity drum pump suitable for pumping chemicals, cosmetics, foods, or coatings up to 100,000 cP.	4-blade, turbine drum mixer ideal for mild corrosives, solvents, or flammables of light to medium viscosity. Ideal for mixing drums with settled materials.
Tube Type	Sealed	Sealed	Mechanical seal	Sealed
Tube Construction	CPVC, 316SS, USDA Sanitary	316SS	316SS	316SS
Temperature	150°F (66°C)	200°F (93°C)	180°F (82°C)	200°F (93°C)
Flow Rate* - Electric	10 gpm (38 lpm)	10 gpm (38 lpm)	8-1/2 gpm (32 lpm)	14 gpm (53 lpm)
- Air	16 gpm (60 lpm)			
Head* - Electric	10 feet (3 m)	200 feet (61 m)	300 feet (91 m)	
- Air	30 feet (9 m)			
Viscosity (cP)*	400 (electric), 2000 (air)	15,000	20,000 - HR model; 100,000 - LR model	1,000
Tube Lengths	27" (69 cm), 40" (102 cm), 48" (122 cm)	40" (102 cm)	27" (69 cm), 40" (102 cm), 48" (122 cm)	40" (102 cm)
Tube Diameter	1-1/2" (3.8 cm) 316SS or 1-5/8" (4.1 cm) CPVC	2" (5.1 cm)	2" (5.1 cm)	2" (5.1 cm)
Motors	M7T, M7X, M8T, M6, M6X	M15, M16, M17, M18, M19, M20, M27, M28, M29, M39, M40	M58, M59H, M60, M61, M62, M63, M64, M65, M66	M7T, M8T, M7X, M6X

*These are maximum values. Performance of respective pumps is based on pumping water at room temperature.

See Drum Pump Motors on page 12.



Drum/Barrel Pump Motors



OPEN DRIP-PROOF

Model	Power	Speed (RPM)	Description	Pump Series
S1	1/3 Hp, 115V/60 Hz	8,000 - 14,000	Splash-proof, Enc. 3, CSA	EF
S2	250 w, 230V/50-60 Hz	8,000 - 14,000	Splash-proof, IP24 CE	EF
S3	230 w, 115V/50-60 Hz	8,000 - 14,000	Splash-proof, IP24, CE	EF
M3V	4/5 HP, 115V/50-60 Hz	3,500 - 10,000*	IP24, CSA	PF, TB, TBP
M5V	650 w, 230V/50-60 Hz	3,500 - 10,000*	IP24, CE	PF, TB, TBP
M5V-US	4/5 HP, 230V/50-60 Hz	3,500 - 10,000*	IP24, CE	PF, TB, TBP
M13	640 w, 115V/50-60 Hz	10,000	IP24, CE	PF, TB, TBP

*Variable speed

ENCLOSED

Model	Power	Speed (RPM)	Description	Pump Series
M3T	4/5 HP, 115V/50-60 Hz	10,000	TEFC, CSA	PF, TB, TBP
M5T	640 w, 230V/50-60 Hz	10,000	TEFC, CE	PF, TB, TBP
M7T	2/3 HP, 115V/50-60 Hz	2,850/3,450	TEFC, CSA	TT, TM
M8T	375 w, 230V/50-60 Hz	2,850/3,450	TEFC, CE	TT, TM
M15 [†]	1 HP, 230-460V/50-60 Hz	3,450	TEFC	BT
M60 [†]	1 HP, 115-230V/60 Hz	3,450	TEFC	HVDP
M61 [†]	1 1/2 HP, 115-230V/60 Hz	3,450	TEFC	HVDP
M62 [†]	2 HP, 115-230V/60 Hz	3,450	TEFC	HVDP
M63 [†]	1 HP, 230-460V/50-60 Hz	3,450	TEFC	HVDP
M64 [†]	2 HP, 230-460V/50-60 Hz	3,450	TEFC	HVDP

[†]Carries independent laboratory testing approvals

EXPLOSION-PROOF

Model	Power	Speed (RPM)	Description	Pump Series
M3X	3/10 HP, 115V/50-60 Hz	5,000	EXP, CSA	PF
M5X	230 w, 230V/50-60 Hz	5,000	EXP	PF
M7X	2/3 HP, 115V/50-60 Hz	2,850/3,450	EXP, CSA	TT, TM
M10X	640 w, 230V/50-60 Hz	10,000	EXP, ATEX	TBP, PF, TB
M24X	1 HP, 230-460V/60Hz	3,450	EXP, CSA, UL	BT
M25X	2 HP, 230-460V/60 Hz	1,725	EXP, CSA, UL	BT
M33X	1 HP, 115-230V/60 Hz	3,450	EXP, CSA, UL	BT

VARIABLE SPEED

Model	Power	Speed (RPM)	Description	Pump Series
M58	1 1/3 HP, 115V/50-60 Hz	10,000	TEFC	HVDP
M59H	800 w, 230V/50-60 Hz	10,000	TEFC, IP54	HVDP
M59HCE	800 w, 230V/50-60 Hz	10,000	TEFC, IP54, CE	HVDP
M58P	1 1/3 HP, 115V/50-60 Hz	5,000 - 10,000	TEFC, IP54	PF
M59P	1000 w, 230V/50-60 Hz	5,000 - 10,000	TEFC, IP54	PF
M59PCE	1000 w, 230V/50-60 Hz	5,000 - 10,000	TEFC, IP54, CE	PF

AIR

Model	Power	Speed (RPM)	Description	Pump Series
S4	1/2 HP	300-11,000	Air, CE	EF
M6	1/2 HP	300-9,000	Air, CE, ATEX ¹	PF, TB, TBP, TT, TM
M6X	3/4 HP	300-6,000	Air, CE, ATEX ¹	PF, TB, TBP, TT, TM
M65	3/4 HP	300-3,000	Air, CSA	HVDP
M66	1 1/2 HP	300-3,000	Air, CSA	HVDP
M18*	1 HP	300-3,000	Air, CSA	BT

*Additional motors are available.

¹Models M6A & M6XA carry ATEX certification. Models M6 & M6X are CE certified.

NOTE: If you don't find your motor type listed above, please consult FTI Sales. Also, ask about our wide offering of accessories for drum pumps including nozzles, hoses, strainers, meters, wall mount brackets, etc.



FINISH THOMPSON INC.

921 Greengarden Road • Erie, PA 16501-1591 U.S.A.

Ph 814-455-4478 • Fax 814-455-8518

Email fti@finishthompson.com • www.finishthompson.com

FT04-901K